



KINDERGARTEN - 5TH GRADES SCHOOL TOURS

The Alabama National Fair offers teacher led/self-guided tours on
Tuesday, October 10, 2023
9:00 a.m. to 2:00 p.m.

Make your Online reservations now and download your pre-packet of information including:

- History of Fairs
- Related Topics to teach in class
- Book list of titles correlating to the Fair
- Schedule of Events

Live! Shark Encounter, WOW Water Circus, Swifty Swine, Butterfly Encounter, Live! Stringray Encounter, and Robot Ranger
(Due to contractual agreements, show times are limited)

- Exhibit Information

Register online at www.alnationalfair.org

(Click on the Participate dropdown, then click on School Tours.)

Please remember that chaperone spots are limited to ONE adult for every 6-8 students. All chaperones must be with your group before you may enter. Any other parent may attend by purchasing an admission ticket. (Special tickets for that day are \$7.00 with wear a PINK shirt for Breast Cancer Awareness Day.

(Regular admission is \$15.00)

Download all pre-fair information from our website: www.alnationalfair.org



2023 Alabama National Fair

Garrett Coliseum
Montgomery, Alabama
www.alnationalfair.org

Congratulations!

You have chosen one of the most educational and entertaining field trips available to your classes. We'll help make the tour run smoothly.

Teacher Guided Tour - This is a tour that will be led by the teacher and/or other designated school persons using the map and information packet that is provided to each class.

Supervision - It is suggested that there be ONE adult for every 6-8 students. Students will be expected to follow all posted signs and oral directions (ex. "Don't touch the flowers," "Stay with your group," etc.) Groups must stay together.

Parking: Buses and cars are to park in the **North parking lot** and enter the North Gate **ONLY**. Groups that arrive by car should arrange to meet in some area of the parking lot and enter as a class group.

Tour - Students are encouraged to go through the Coliseum in a counter clockwise path. Once the circle has been made, the tour will continue by following the numbers on the diagram. Pace yourself so you get to see all of the exhibits. You will need to have a plan in case your group gets separated. Students **MUST** be with an adult **AT ALL TIMES**.

Exiting - Cars and buses will load in the North parking lot to leave the fairgrounds

Activity Information - ***Please note: Activity information is located on the Alabama National Fair website: www.alnationalfair.org

Lunch - Several vendors will be open for you to purchase food if you do not wish to bring a lunch from school. If you are planning to have lunch at the Fair or before you return to school, you will want to bring some hand wipes and/or bacterial gel.



Alabama National Fair School Tours October 10, 2023

WHAT'S IN IT FOR TEACHERS AND STUDENTS?

1. School Tours

LOTS of exhibits, demonstrations, and displays

NO RIDES! (Rides open at 5 p.m.)

- Outside shows including Live! Shark Encounter, WOW Water Circus, Swifty Swine, Butterfly Kingdom, Live! Stringray Encounter, and Robot Ranger.
- Areas for picnic lunch (purchased from food vendors- in their designated areas; or brought from home/school- seating inside the Coliseum.)
- FUN! FUN! FUN!

2. Packet of Activities (Found online at www.alnationalfair.org)

Information on parking, arrival, lunch, supervision, etc....



Brief history of fairs and how they have changed.

Suggested writing prompts, books, and topics to discuss related to various school subjects.

Diagram showing location of exhibits and displays with corresponding explanation of what is found in each area. Schedule of stage shows (located on map)





Kivwanis Club of Montgomery

The Fair offers teacher led/self guide tours for Kindergarten thru 5th Grade.

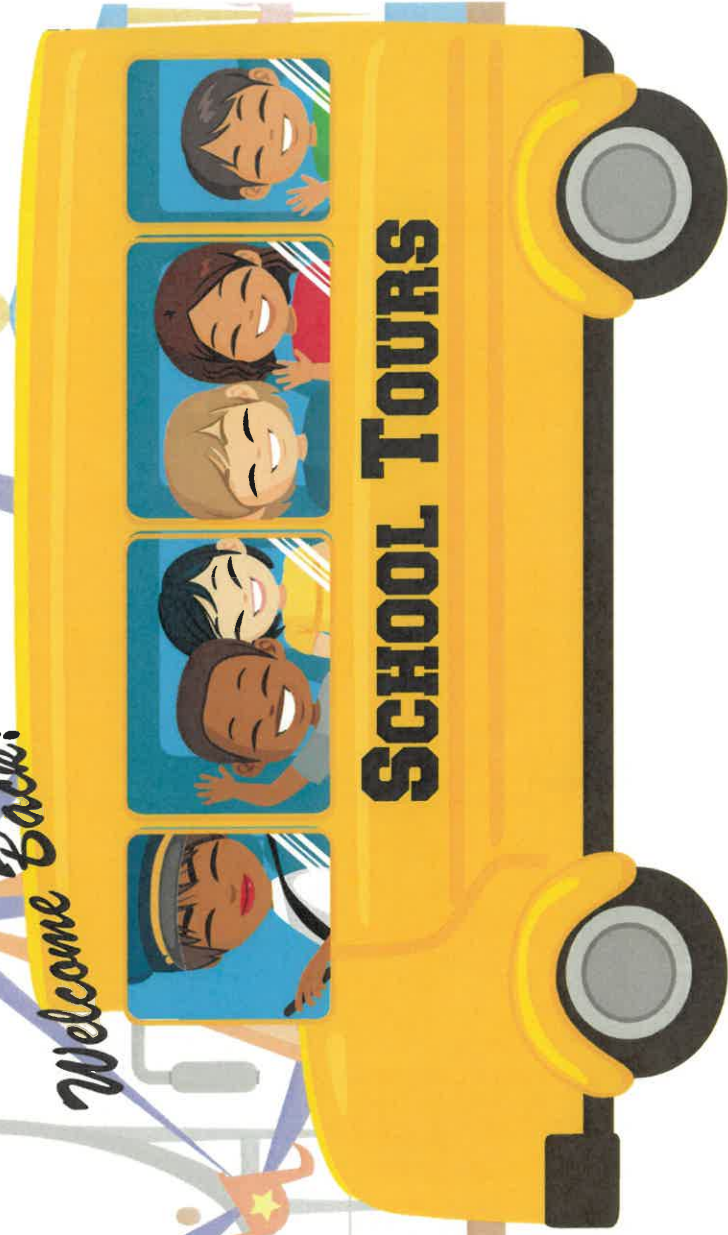
Book your trip today!

Tuesday, October 10, 2023 9 am to 1 pm

Welcome Back!



Register Now Here



IMPORTANT! IMPORTANT! IMPORTANT!

Alabama National Fair

Before you Come



1. Each student **must** have a nametag that gives the following information in this order:
 - a. School name
 - b. Teacher name
 - c. Student name or ID number

These can be tags that are designed and prepared by your class or you may use commercially prepared tags.

2. Chaperones **MUST** purchase a ticket if entering the Fair **without** the class.
3. Discuss the history of fairs and the various kinds found throughout the world. For websites of fairs throughout the United States go to:
The international Association of Fairs and Expositions (IFAE)
<https://fairsandexpos.com/history-of-fairs/>
4. Discuss the exhibit information sheet and familiarize students with the exhibits they will see.
5. Make copies of the exhibit information sheet and fair diagrams (map) for each chaperone.
6. Plan for the following: a) a time and place for meeting for lunch, b) a meeting place if a student gets separated from the group, and c) a time and place to meet when getting ready to return to school.
7. Wear comfortable clothing and shoes. Students may bring money for purchase of food and/or souvenirs in a pocket. Bookbags, backpacks, purses, etc. are not allowed with students or anyone enter the fairgrounds.

During the Tour

1. Upon arrival, the teacher will then lead the class into the Fair for the tour.
2. Plan on a minimum of 1 $\frac{1}{2}$ to 2 hours to see the exhibits and shows.
3. Students are to stay with their group at all times. Materials on display and/or exhibits are the personal property of the exhibitors and should be treated with respect.
4. Check the schedule of shows so you do not miss the ones you would like to see. **PLEASE** do not stand in-front of groups already seated.

Lunch - If lunches are brought in, you may sit inside the Coliseum to eat.




When Leaving

Meet at prearranged area and have a head count. Make sure all students are accounted for before leaving the fairgrounds.

Most of All, Enjoy!!





FAIRS - FUN AND EDUCATION FOR ALL AGES!

A Brief History Of Fairs Across The Globe

Fairs are organized displays of manufactured, agricultural, scientific, sociological and artistic products. Fairs may be local, regional, state, national, or international and may last from one day to two years! The length of the fair is generally dependant upon the geographic location covered by the event. Fairs usually include amusement and entertainment centers as well as commercial and cultural activities.

The exact origin of fairs is unknown, but fairs are mentioned in the Old Testament in the book of Ezekiel. Early fairs were generally held in connection with religious celebrations. The festivals attracted crowds, which attracted traders. In China, the Chow-li Festival dates from the 12th century BC. The Aztecs in Mexico had fairs and festivals. The Olympic Games and other Greek festivals were religious events and some of them featured trading of grain, linens, carpets, and furniture.

State, county, and local fairs in the United States originated from the local agricultural fairs held in the Old World, and resembled the cattle fairs held in the British Isles. American fairs are predominately agricultural, with trade as the main purpose. Social gatherings and entertainment are also featured.

The first fair in the United States took place at New Haven, Connecticut in 1664. Agricultural fairs feature exhibits that primarily include livestock, poultry, grain and other crops, as well as, agricultural equipment. Products of the household arts are included. Ribbons and prizes are awarded for the best livestock and other products.

Early fairs in Europe and the Orient revolved around merchants. In the United States, the activities and exhibits revolved around the farmers. Even though there have been fairs in the United States for over 300 years, the present version of the fair was started in 1810. Elkanah Watson, known as the Father of American Fairs, organized the Berkshire Cattle Show that became the model for annual county fairs. Women, for the first time, were recognized for their home art and won medals and prizes for items made by hand, baking, and other cooked items.

Fairs are recognized as a celebration of the harvest. Generally fairs are held after the crops are harvested. Farmers enter hogs, sheep, beef and dairy cattle, while others enter homemade cakes, pies, jams and fancy needlework. Exhibits are judged and ribbons, awards, and other prizes are awarded.

In recent years, young people have received a lot of attention. Members of the Future Farmers of American and 4-H Clubs participate in fair competition by showing livestock, crops and handwork.

Today, fairs showcase a growing and changing population. While agriculture and livestock production are very much a part of fairs, students and adults enter exhibits of art, photography, baking, canning, wearing apparel, needlework, crafts, and other items in competition for prizes. Today's fair also includes entertainment, amusement rides, commercial and educational exhibits, and a wide variety of food vendors. Fairs are truly a place for people of all ages and families to have an educational and entertaining experience.

Information for this article found in:

1. Collier's Encyclopedia (Vo. 9) 530-531
2. The New Book of Knowledge (Vol. 6) 12.

EXHIBIT INFORMATION - 2023

(INCLUDING DISCUSSION QUESTIONS)

Coliseum

1st Floor of the Coliseum

Commercial Vendor Displays

Visit the vendors who often have free items for the children. Make sure you visit the Department of Agriculture booth for coloring books.

Butterfly Kingdom – Our educational exhibit shows a video of the life cycle of a butterfly from the egg to the adult butterfly. We also show you how to fix a broken wing. Feeding sticks are provided so fairgoers can feed and interact with the butterflies.

2nd Floor of the Coliseum

Flower Show

This exhibit showcases horticulture and floral arrangements.

- What makes a tropical plant different from other plants? (Must have warm, humid climate to thrive)
- Name other materials used in an arrangement other than flowers.

School Art Show

The Art Show will display artwork by students. Paintings will include: oil, acrylic, water color, mixed media, and others. There will also be drawings and sculpture.

- Discuss the different mediums used in painting. (oil, acrylic, water color, pencil, pastel, etc.)
- Which style art do you prefer: oil, water color, charcoal, pastel, or pencil? Why?

Building 1

Creative Living Center

This building will have displays of sewing, quilts and other "hand crafts." Students will also see several types of preserved food plus cakes and pastries that have been judged for taste and decoration. Cooking competition will be in progress on some days.

- Discuss why people first started canning their food. (to preserve food)
- Discuss how quilts were made by recycling old dresses, clothes, and worn linens.

Building 2

Grandpa's Farm / Children's Interactive Farm Exhibits

Antique farm equipment, wagons and buggies will be on display. Students will have an opportunity to place fruits and vegetables in the garden and learn what it is like to be a farmer at the "Farmer for a Day Activity Station." New interactive farming activities will be included this year.

Discuss how climate affects the crops that are grown in each part of the country.

4H

Exhibits from 4-H Clubs in Alabama are entered in competition for prizes.

Explain the purpose of 4-H (to educate students)

Discuss the topics presented in these exhibits.

FFA-FCCLA

Exhibits from FFA and FCCLA Chapters in Alabama are entered in competition for prizes.

Explain the purpose of FFA and FCCLA. (To educate students)

Discuss the topics presented in these exhibits.

Department of Agriculture and Industries – Sweet Grown Alabama



<https://www.sweetgrownalabama.org/resources>

Sweet Grown Alabama is non-profit foundation that enhances marketing opportunities for Alabama farmers by connecting retailers and consumers to Alabama grown foods and other agricultural products. Our searchable database allows consumers to easily connect with local farmers in their area and find specific Alabama grown products. Farmers, product makers, restaurants, retailers and others are encouraged to join the program and use the Sweet Grown Alabama logo on their products.

Outside

- **Live! Shark Encounter**
- **WOW Water Circus**
- **Swiftly Swine**
- **Live! Stringray Encounter**
- **Robot Ranger**

Due to contractual agreements with the shows, these are the only times that are available for school tours.

Related Topics/ Activities/ Books - 2023

The following is a list of topics that could be used before taking the school tour at the fair. The format could be discussion, group reports, research in the library or on the Internet, extra credit reports, homework or in any manner that suits your school, students, and your teaching style. If you use any of these topics, we hope it will increase students' anticipation and expectation, therefore making the tour more meaningful.

1. Differences in abstract and realist art
2. Early methods of food preparations
3. Reason fairs were originally held
4. Difference between a portrait and a landscape
5. Animals generally found on a farm and their purpose
6. Food Webs in the Ecosystem
7. Farm animals that would make good pets




Books related to The Fair - Grade Levels 3-6

Enlist your school librarian to select books for you and your students to read that would relate to the above topics on fair activities. Below is a sample list that could generate discussions of fair activities. Some of these might be found in your library.

Author	Title
1. Distad, Audree	Come to the Fair
2. Hansen, Anne	Cattle
3. Houk, Carter	Warm as Wool, Cool as Cotton (The Story of Sheep)
4. Roth, Charles	The Farm Book
5. Erickson, Paul	Daily Life in a Covered Wagon
6. Wilder, Laura Ingalls	The Little House Series
7. Speare, Elizabeth George	Sign of the Beaver
8. White, E. B.	Charlotte's Web
9. Dalglish, Alice	The Courage of Sarah Noble
10. Gardiner, John Reynolds	Stone Fox

Writing Prompts



Narrative: (to tell a story)


1. Tell a story about your very first time at the fair.
2. Tell a story about your favorite visit to the fair.
3. Tell what happened when you rode a certain ride for the first time.

Expository: (explain how to do something)

1. Explain the steps used in making fudge.
2. Explain how the Pioneers traveled west.

Descriptive: (describing something using your sensory key words)

Describe the fair at nighttime.



Activities

There are so many neat STEM activities for your students to engage in. Here are just a few ideas to help you get started...

Rollercoaster - STEM ideas

https://www.educationworld.com/a_tsl/archives/05-1/lesson007.shtml

<https://frugalfun4boys.com/2016/08/14/engineering-project-kids-build-straw-roller-coaster/>

Animal Habitats - STEM ideas

<https://betterlesson.com/lesson/629786/stem-lab-basic-needs-and-habitats>



Sharks

<https://easyscienceforkids.com/all-about-sharks/>

<https://www.nationalgeographic.com/animals/fish/facts/nurse-shark>

<https://www.animalsatozforkids.com/nurse-shark/>

<https://www.thoughtco.com/nurse-shark-facts-4177149>

Stringray

<https://kids.nationalgeographic.com/animals/fish/facts/stingray>

<https://www.natgeokids.com/uk/discover/animals/sea-life/stingray-facts/>

<https://www.sciencekids.co.nz/sciencefacts/animals/stingray.html>

<https://kids.britannica.com/students/article/stingray/624660>

Swine

<https://kids.nationalgeographic.com/animals/mammals/facts/pig>

<https://kids.britannica.com/kids/article/pig/353626>

<https://www.youtube.com/watch?v=06sDgp3wZUc>



October 6 - 15, 2023

School Tours Day Legend

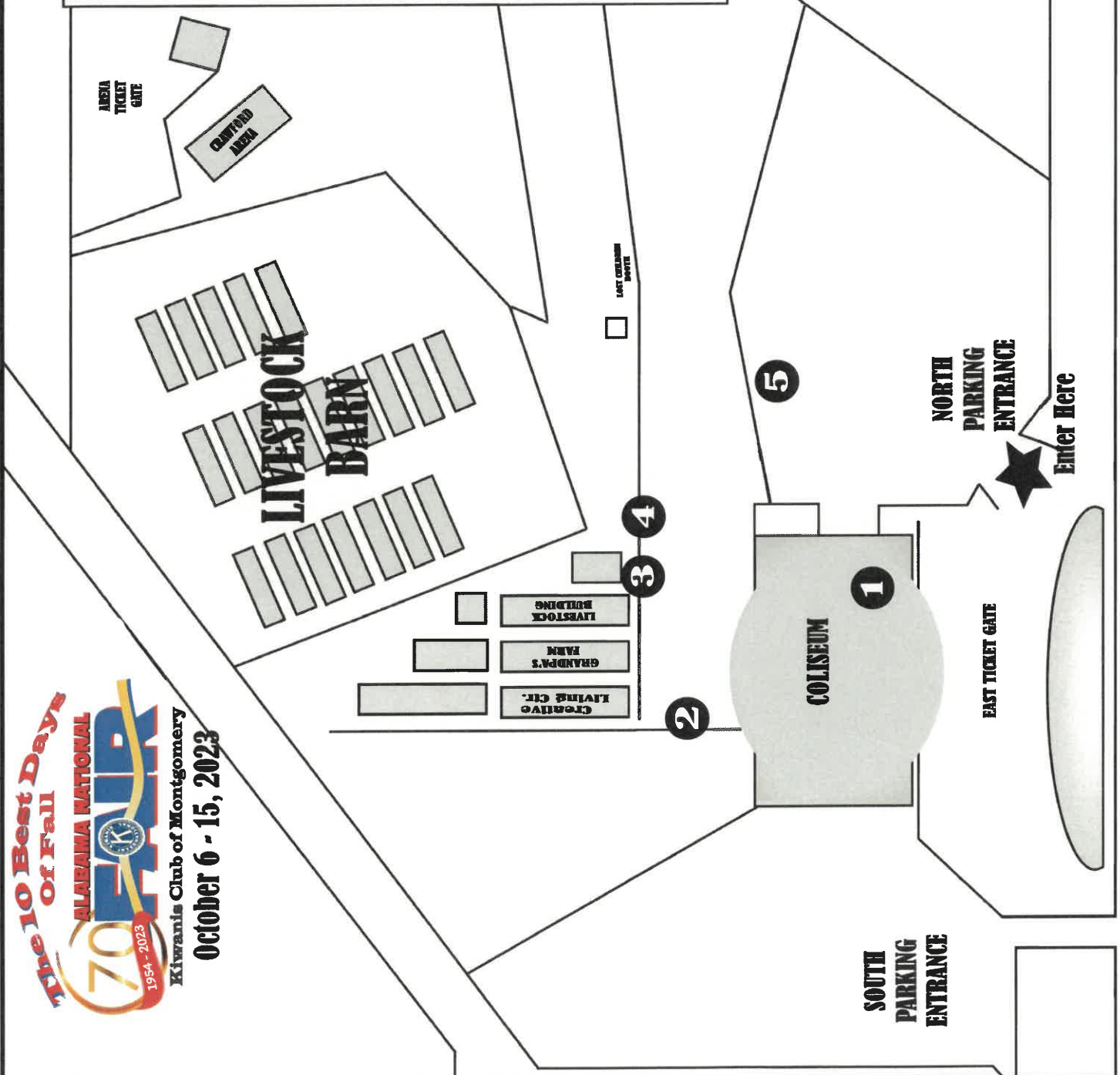
Tuesday, OCTOBER 10, 2023
9:00 a.m. to 1:00 p.m.

1. Flower Show & School Art located 2nd floor coliseum (south side) Butterfly Kingdom - Coliseum Floor
2. Swifty Swine - 11:30 am
3. Live! Stringray Encounter - Daily
4. Live! Shark Encounter - 9:30 am

HMMA Park

5. WOW Water Circus - 10:15 am

****Be on the look out for Robot Ranger roaming the fairgrounds.**







U.S. HWY 231 - FEDERAL DRIVE

Creative Writing

While on your School Tours Field Trip at the Alabama National Fair, walk through the Creative Living Center and see an example of a carousel horse carved at the fair in the 1990's. Write a story about his adventures. (example: places he has visited, people who have ridden the carousel, and more) For pictures and a history of carousels, go to <https://carouselhistory.com>



The 10 Best Days of the Fall!



Across

2. a competitive exhibit with a lot of pictures
5. the animal that runs around on the mountain
7. to make, repair, or fasten with a needle
8. a traveling amusement show
9. a funnel cloud with high winds
10. to shape or cut wood with a knife
12. one of the livestock exhibits
15. protection of natural resources, such as forests and waterways
17. the art of shaping a material into a 3 dimensional figure
18. a fine-grained metamorphic rock that splits into fine, smooth-surfaced layers
19. a type of candy found at the fair
20. a drink made from a tart fruit

Down

1. an instrument used in measuring air pressure
3. a delicious food that's fun to eat
4. another name for plants, agricultural items, fruits and vegetables
6. snow, rain, and hail
8. when water cools one degree it creates this
11. a competitive exhibit in the Creative Living Center
13. to plant and grow plants
14. another word for merry-go-round
16. the subject where you study, investigate, and experiment to learn
17. another name for pig

Answers to the "Fun Things at the Fair" crossword puzzle

Across

2. photography
5. goat
7. sewing
8. carnival
9. tornado
10. whittling
12. cattle
15. conservation
17. sculpture
18. slate
19. fudge
20. lemonade

Down

1. barometer
3. hotdog
4. horticulture
6. precipitation
8. condensation
11. baking
13. gardening
14. carousel
16. science
17. swine



FAIR CALCULATIONS

For each Fair calculation, give the answer and EXPLAIN how you got your answer. Be careful. Some problems ask for more than one answer!

1. The Johnson's Animal Exhibit has different chickens out in the exhibit in the morning and afternoon. If they put 7 chickens out in the morning and 6 different chickens out in the afternoon, how many chickens must they bring for each day? What will be the total number of chickens used during the fair if it lasts for 10 days?



2. The Brown family came to the fair on Saturday. It cost \$24.00 for tickets. They spent \$40.00 on rides, \$29.75 on food and drinks, \$11.00 on games, and \$12.40 on souvenirs. What was the total the Brown's spent at the fair? If Mr. Brown brought \$120.00 to the fair, how much money does he have left?

3. There are red ribbons for 3 different categories (classes) in flower arranging. Each category is divided into 6 sections (subcategories). How many red ribbons will there be in all?



4. The delicious fudge at the fair sells for \$2.50 for 1/2 pound. In Ann wants to 1 pound how much will she pay? How much for 1/4 pound?


5. Chris Cagle goes on stage at 6:00 PM on Saturday. The Allen's want to see him perform. They arrive at the fair at 1:15 PM. How much time do they have to enjoy the fair before Chris performs?



6. If Mr. Popcorn uses 4 cups of kernels to make 20 boxes of popcorn, how many boxes can he make using 20 cups of corn? 100 cups?

FAIR CALCULATIONS – SOLUTIONS

1. 7 chickens in the morning and 6 chicken in the afternoon; $7 + 6 = 13$ chickens each day. If the fair is 10 days — $13 \text{ chickens} \times 10 \text{ days} = 130$ total number of chickens used for the whole fair.
2. Add up the money they spent: $\$24.00 + \$40.00 + \$29.75 + \$11.00 + \$12.40 = \117.15 ;
If Mr. Brown bought $\$120.00$ to the fair, then $\$120.00 - \$117.15 = \$2.85$ change left.
3. 3 categories \times 6 subcategories = 18 ribbons.
4. If $\frac{1}{2}$ pound costs $\$2.50$, then 1 lb. — $\$2.50 \times 2 = \5.00 per pound; $\$2.50$ divided by 2 = $\$1.25$ per $\frac{1}{4}$ pound.
5. 4 hours and 45 minutes
6. If 4 cups of kernels = 20 boxes of popcorn, then the ratio is 1:5
 $20 \text{ cups} = 100 \text{ boxes} (20 \times 5)$
 $100 \text{ cups} = 500 \text{ boxes} (100 \times 5)$



Some Interesting Cow-culations

Objective: Students will develop critical thinking skills and practice basic math calculations.

The average dairy cow produces 90 glasses of milk each day. To do this, the cow must drink 25-30 gallons of water and eat about 30 pounds of hay daily.

1. Mrs. Knight has 35 cows in the pasture and 28 cows in the barn. How many cows does she have altogether?
2. Mr. Fields has 56 cows, 45 calves, and 5 bulls. How many does he have altogether?
3. Mr. Smith has 86 cows and Mr. Johnson has 79 cows. How many more cows does Mr. Smith have than Mr. Johnson?
4. Mr. Jones has eight cows. If each one eats 30 pounds of hay a day, how many pounds of hay do they eat altogether in one day? In one week?
5. Mrs. Flowers had five cows. Each one produces 90 glasses of milk a day. How much to they produce altogether in one day? In one week?
6. A cow drinks 30 gallons of water each day. How many quarts does a cow drink? How many pints?

Answers: 1) 63 cows; 2) 106 altogether; 3) 7 more; 4) 240 pounds, 1680 pounds; 5) 450 glasses, 3,150 glasses; 6) 120 quarts, 240 pints

How Heavy IS That Cow??

Objective: Students will be able to estimate the number of students it takes to equal the weight of one cow.

The black and white Holstein cow is the most popular dairy cow in the United States. One Holstein cow usually weighs about 1,500 pounds! How much is that? To get an idea:

1. Ask students to estimate how many students it will take to equal the weight of one cow.
2. Ask each student to write his/her weight on a slip of paper. (You may want to use a scale if the students do not know their weight.)
3. Collect the slips and read the numbers aloud.
4. Have the class keep a running total of the weights until they reach 1,500 pounds.

_____ kids = weight of one Holstein cow


5. Keep going until all of the weights have been added. How many cows could it take to equal the weight of your class?

Our class weight = _____ Holstein cow's weight

The 10 Best Days
Of Fall
ALABAMA NATIONAL
70th ANNUAL FAIR
1954 - 2023
Kiwanis Club of Montgomery

Presented by:

Chappy's
DELI
SINCE 1989



Hey Kids! Color this sheet and bring it to the Alabama National Fair for a FREE admission ticket!

Free ticket is available for children (ages 6 - 11 years old) when accompanied by a PAID Fair Admission. This is only redeemable at the Fair Entrance Gates, Monday thru Friday; October 9 - 13, 2023 and is not available with Advance Ticket Sales or online.

School Name: _____

SCHOOL TOURS PROMOTION